



FREQUENCY MULTIPLIER

MODEL FT57

FREQUENCY DOUBLER

Guaranteed Specifications

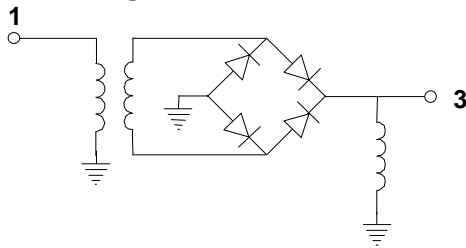
Parameter	Range	Limits
Frequency	350 MHz to 2000 MHz	Min
Input Power Level	350 MHz to 2000 MHz	+10 dBm
Conversion Loss	350 MHz to 2000 MHz	13 dB Max
Harmonics		
1xf	350 MHz to 2000 MHz	-18 dBC Min
3xf	350 MHz to 2000 MHz	-30 dBC Min
VSWR	500 MHz to 1500 MHz	2.0:1 Max
	350 MHz to 2000 mhz	2.5:1 Max

Note: All Specifications apply in a 50 Ohm system at +10 dBm Signal Power.

Maximum Ratings

Operating Temperature	0°C to 85°C
Storage Temperature	-65°C to 125°C

Block Diagram

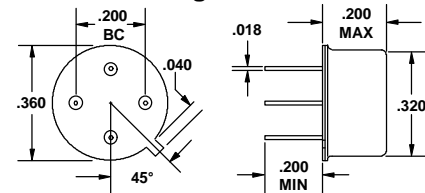


Case is Signal Ground

Features

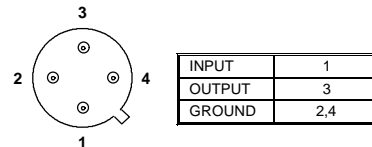
- ◆ High Third Order Rejection
- ◆ Small Size
- ◆ Low Cost

Outline Drawing



Weight (Approx.) 2.8 grams

Connections



Glass bead on Pin 1 a different color

All characteristics of Tele-Tech products may be modified to meet customer requirements.

P.O. Box 790, Bozeman, Montana 59717
 Phone: (406) 586-0291 Fax: (406) 587-0653 E-mail: admin@tele-tech-rf.com